

MANUAL & MECHANICAL VALVE

Series DP2

Cat No DP2 - 01 - 02

MANUAL & MECHANICAL VALVES - M5

Features

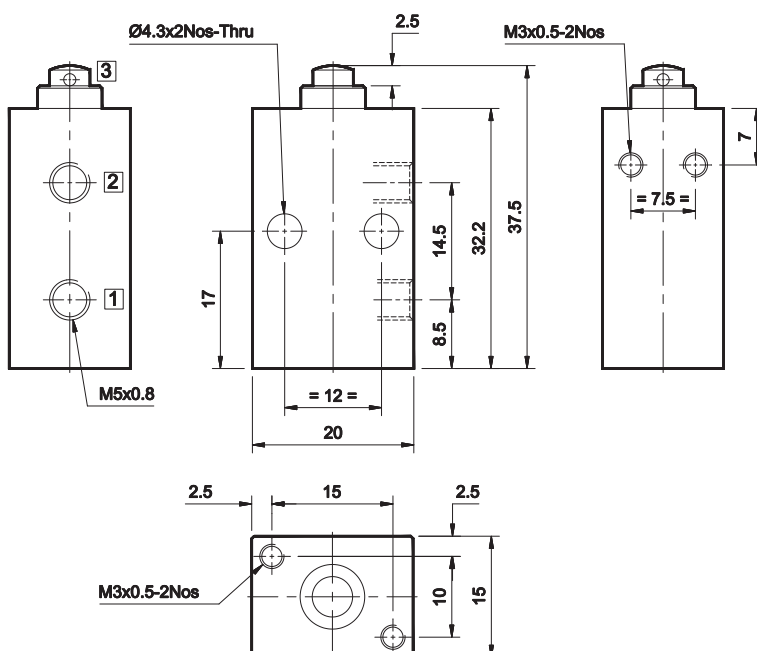
- 3/2 Normally Closed version
- Basic, Roller lever and Finger lever versions available
- Poppet seating arrangement
- No exhaust overlap



Technical Specifications

Model	3/2 (Normally Closed)
Port size	M5
Ambient temperature	-10° to +60° C
Medium temperature	+5° to +50° C
Maximum working pressure	8 bar
Stroke	2.5 mm
Medium	Compressed air, Filtered, Lubricated
Flow	(1 → 2) - 130 lpm
Materials of construction	Housing : Aluminium, Seals : Nitrile

3 / 2 Stem actuated valve (Normally closed)



1 - Inlet, 2 - Outlet, 3 - Exhaust

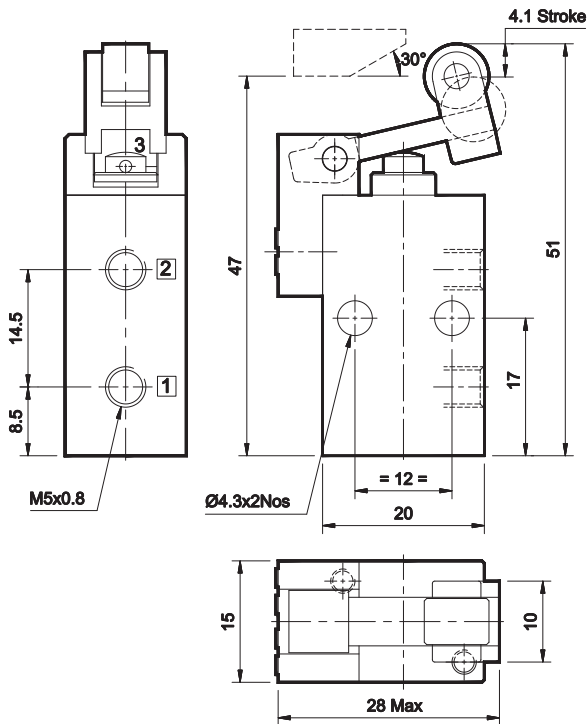
Model	DP242070
Symbol	

MANUAL & MECHANICAL VALVE

Series DP2

Cat No DP2 - 01 - 02

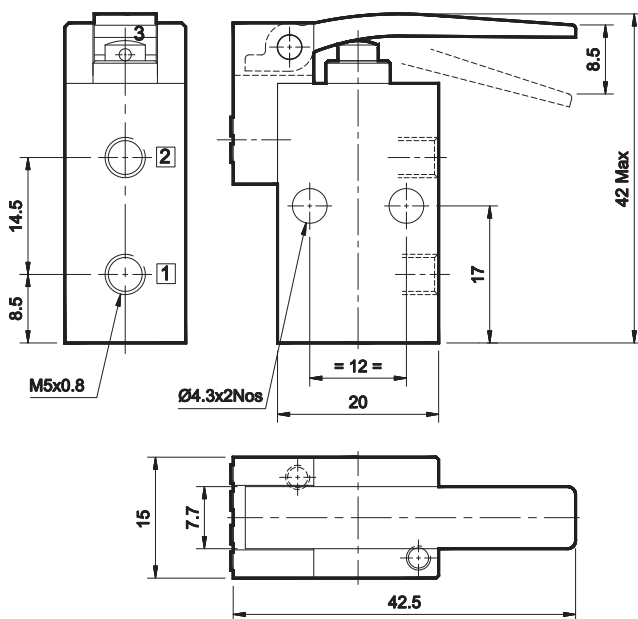
3 / 2 Poppet valve with Roller lever (Normally closed)



1 - Inlet, 2 - Outlet, 3 - Exhaust

Model	DP242R70
Symbol	

3 / 2 Poppet valve with Finger lever (Normally closed)



1 - Inlet, 2 - Outlet, 3 - Exhaust

Model	DP242N70
Symbol	

How to order

While ordering valves, mention the model number given in the corresponding tables.

Subject to change